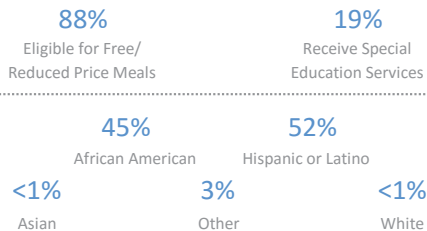


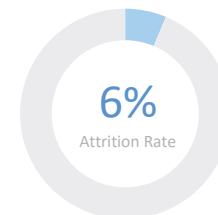
## School Name: Year Est., Grades Served, School Leader

KIPP Academy Elementary School: 2009, K-4, Tyritia Groves  
 KIPP Academy Middle School (New York): 1995, 5-8, Frank Corcoran  
 KIPP AMP Elementary School: 2013, K-3, Alaina Chipman  
 KIPP AMP Middle School: 2005, 5-8, Latasha Williams  
 KIPP Infinity Elementary School: 2010, K-4, Daisy Salazar  
 KIPP Infinity Middle School: 2005, 5-8, Allison Holley  
 KIPP NYC College Prep High School: 2009, 9-12, Natalie Webb  
 KIPP STAR Harlem College Prep Elementary School: 2014, K-2, Brandi Vardiman  
 KIPP STAR Harlem Middle School: 2003, 5-8, Joseph Negron & Stacy Johnson  
 KIPP Washington Heights Elementary School: 2011, K-3, Rebecca McMurdie  
 KIPP Washington Heights Middle School: 2012, 4-8, Danny Swersky

## QUESTION 1 ARE WE SERVING THE CHILDREN WHO NEED US?



## QUESTION 2 ARE OUR STUDENTS STAYING WITH US?



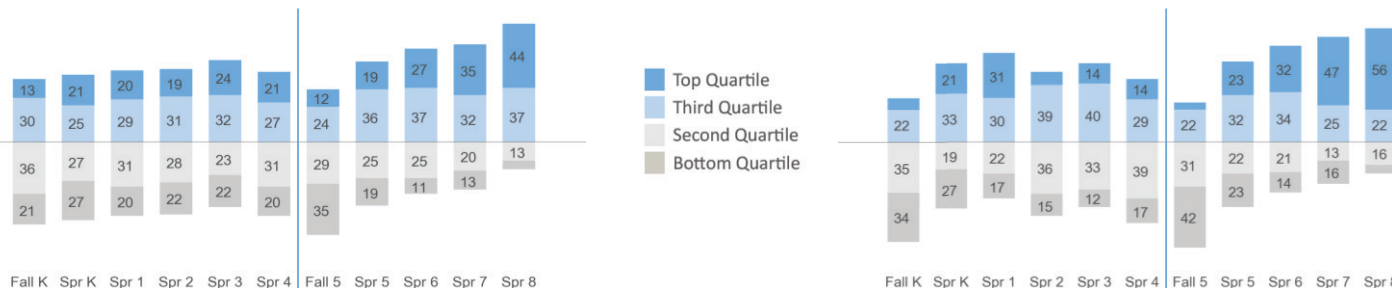
## QUESTION 3 ARE OUR STUDENTS PROGRESSING AND ACHIEVING ACADEMICALLY?

### ARE WE MAKING ENOUGH GROWTH TO REACH GRADE AND COLLEGE-READY LEVELS?

Reading

Measures of Academic Progress (MAP) 2015-16

Math

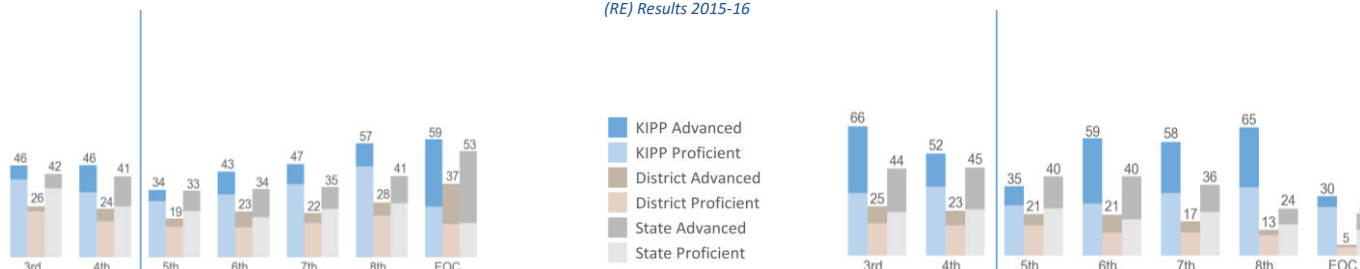


### HOW ARE WE PERFORMING RELATIVE TO OUR LOCAL COMMUNITY?

New York State Testing Program (NYSTP) and Regents Examination (RE) Results 2015-16

Reading

Math



### KIPP HIGH SCHOOL RESULTS FOR GRADUATING SENIORS

**1356**

Average SAT

**95%**

SAT Participation Rate

**48%**

Took at Least 1 AP

**44%**

Scored 3 or Above on at Least 1 AP

## QUESTION 4 ARE OUR ALUMNI CLIMBING THE MOUNTAIN TO AND THROUGH COLLEGE?

**93%**

High School Graduation Rate

**90%**

College Matriculation Rate

Figures are for students who completed the 8th grade at a KIPP middle school 5+ years ago and/or graduated from a KIPP high school.

## QUESTION 5 ARE WE BUILDING A SUSTAINABLE PEOPLE MODEL?

**76%**

Teachers Retained within KIPP  
(72% Retained in Their Position)

**381**

Number of Teachers