

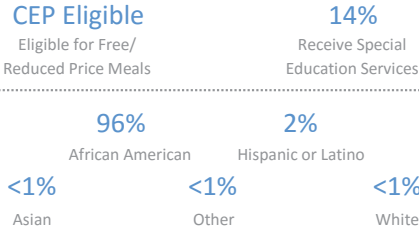
# KIPP New Orleans Schools

NEW ORLEANS, LA • Executive Director: Rhonda Kalifey-Aluise • 11 Schools • Grades Served: K-12 • Total Enrollment: 4,266 • Est. 2006

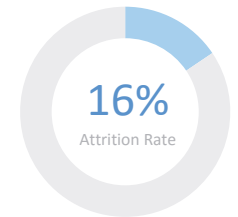
## School Name: Year Est., Grades Served, School Leader

KIPP Believe College Prep: 2006, 5-8, Luke Naegele  
 KIPP Believe Primary: 2011, K-4, Sarah Greenberg  
 KIPP Central City Academy: 2007, 5-8, Alex Jarrell  
 KIPP Central City Primary: 2008, K-4, Korbin Johnson  
 KIPP East Community Primary: 2014, K-2, Jennifer Dennis Carey  
 KIPP McDonogh 15 Middle: 2006, 5-8, Tony Cognata & Deanna Reddick  
 KIPP McDonogh 15 Primary: 2006, K-4, Mark Burton  
 KIPP Leadership Academy: 2010, 5-8, Hernessia Dukes  
 KIPP Leadership Primary: 2011, K-4, Jenni Seckel  
 KIPP Renaissance High School: 2010, 9-12, Towana Pierre-Floyd & Joey LaRoche  
 KIPP Booker T. Washington High School: 2016, 9, Alex Jarrell

## QUESTION 1 ARE WE SERVING THE CHILDREN WHO NEED US?



## QUESTION 2 ARE OUR STUDENTS STAYING WITH US?



## QUESTION 3 ARE OUR STUDENTS PROGRESSING AND ACHIEVING ACADEMICALLY?

### ARE WE MAKING ENOUGH GROWTH TO REACH GRADE AND COLLEGE-READY LEVELS?

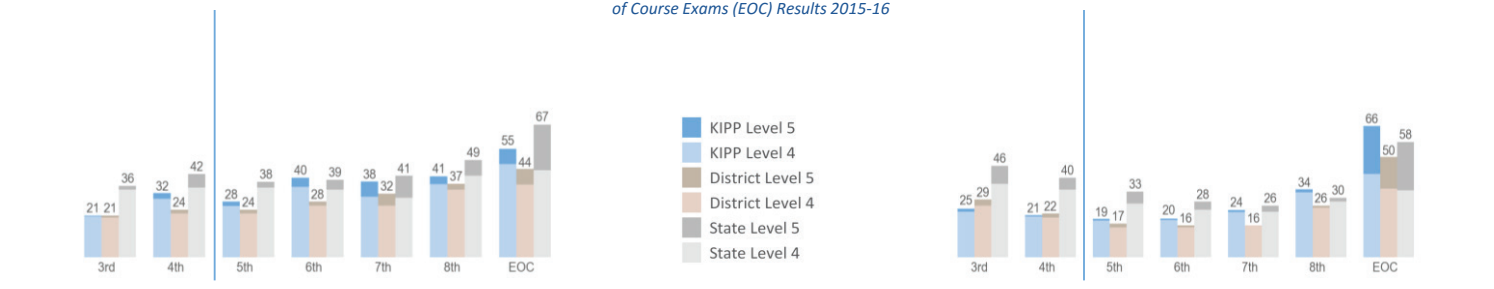
Measures of Academic Progress (MAP) 2015-16



### HOW ARE WE PERFORMING RELATIVE TO OUR LOCAL COMMUNITY?

Louisiana Educational Assessment Program (LEAP) and Louisiana End of Course Exams (EOC) Results 2015-16

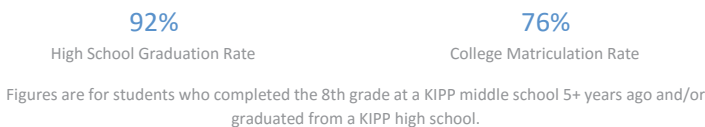
Reading Math



### KIPP HIGH SCHOOL RESULTS FOR GRADUATING SENIORS



## QUESTION 4 ARE OUR ALUMNI CLIMBING THE MOUNTAIN TO AND THROUGH COLLEGE?



## QUESTION 5 ARE WE BUILDING A SUSTAINABLE PEOPLE MODEL?



Students in grades 3-8 took the Louisiana Educational Assessment Program (LEAP) exam. High school students took the Louisiana End of Course (EOC) Tests. Per Pupil Funding for KIPP New Orleans Schools for fiscal year 2017 is \$9,741.