

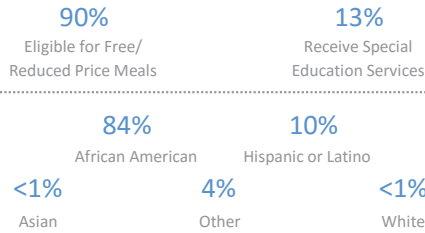
KIPP New Jersey

NEWARK, NJ • Executive Director: Ryan Hill • 11 Schools • Grades Served: K-12 • Total Enrollment: 4,525 • Est. 2002

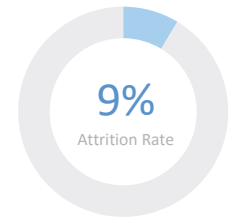
School Name: Year Est., Grades Served, School Leader

KIPP BOLD Academy: 2015, 5-6, Lisa Bonnifield
 KIPP Lanning Square Middle School: 2015, 5-8, Bridgit Cusato-Rosa
 KIPP Lanning Square Primary: 2014, K-4, Anne Kadowaki
 KIPP Life Academy: 2014, K-4, Samantha Traub
 KIPP Newark Collegiate Academy: 2007, 9-12, Lindsay Schambach
 KIPP Rise Academy: 2006, 4-8, David Branson
 KIPP Seek Academy: 2013, K-3, Antonia O'Sullivan
 KIPP SPARK Academy: 2009, K-4, Jenna Pollack
 KIPP TEAM Academy: 2002, 5-8, Shawadeim Reagans
 KIPP THRIVE Academy: 2012, K-4, Lisa Bonnifield
 KIPP Whittier Middle School: 2016, 5, Travis Dempsey

QUESTION 1 ARE WE SERVING THE CHILDREN WHO NEED US?



QUESTION 2 ARE OUR STUDENTS STAYING WITH US?



QUESTION 3 ARE OUR STUDENTS PROGRESSING AND ACHIEVING ACADEMICALLY?

ARE WE MAKING ENOUGH GROWTH TO REACH GRADE AND COLLEGE-READY LEVELS?

Reading

Measures of Academic Progress (MAP) 2015-16

Math

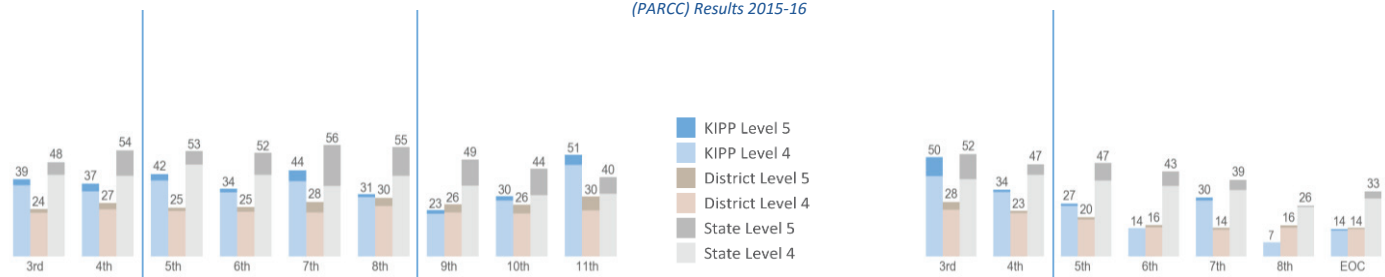


HOW ARE WE PERFORMING RELATIVE TO OUR LOCAL COMMUNITY?

Partnership for Assessment of Readiness for College and Careers (PARCC) Results 2015-16

Reading

Math



KIPP HIGH SCHOOL RESULTS FOR GRADUATING SENIORS

1268

Average SAT

96%

SAT Participation Rate

27%

Took at Least 1 AP

14%

Scored 3 or Above on at Least 1 AP

QUESTION 4 ARE OUR ALUMNI CLIMBING THE MOUNTAIN TO AND THROUGH COLLEGE?

89%

High School Graduation Rate

79%

College Matriculation Rate

Figures are for students who completed the 8th grade at a KIPP middle school 5+ years ago and/or graduated from a KIPP high school.

QUESTION 5 ARE WE BUILDING A SUSTAINABLE PEOPLE MODEL?

78%

Teachers Retained within KIPP
(73% Retained in Their Position)

392

Number of Teachers