

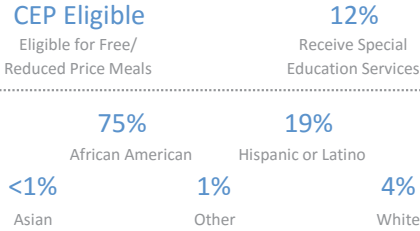
KIPP Nashville

NASHVILLE, TN • Executive Director: Randy Dowell • 4 Schools • Grades Served: K-2, 5-11 • Total Enrollment: 1,298 • Est. 2005

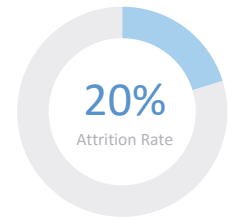
School Name: Year Est., Grades Served, School Leader

KIPP Academy Nashville: 2005, 5-8, Laura Miguez Howarth
 KIPP Kirkpatrick Elementary School: 2015, K-2, Amy Galloway
 KIPP Nashville College Prep: 2013, 5-8, Nikki Olszewski
 KIPP Nashville Collegiate High School: 2014, 9-11, Jake Ramsey

QUESTION 1 ARE WE SERVING THE CHILDREN WHO NEED US?



QUESTION 2 ARE OUR STUDENTS STAYING WITH US?



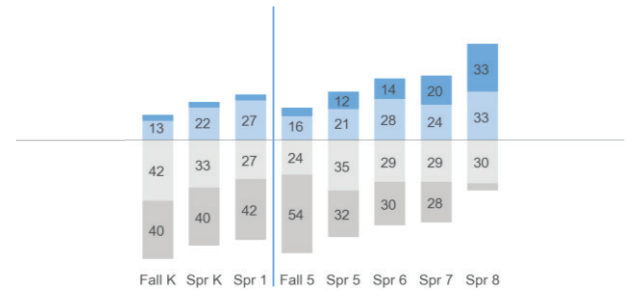
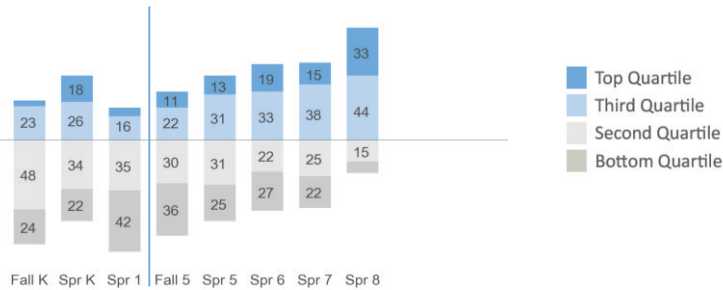
QUESTION 3 ARE OUR STUDENTS PROGRESSING AND ACHIEVING ACADEMICALLY?

ARE WE MAKING ENOUGH GROWTH TO REACH GRADE AND COLLEGE-READY LEVELS?

Reading

Measures of Academic Progress (MAP) 2015-16

Math

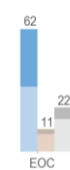


HOW ARE WE PERFORMING RELATIVE TO OUR LOCAL COMMUNITY?

Tennessee Comprehensive Assessment Program Results 2015-16

Reading

Math



KIPP HIGH SCHOOL RESULTS FOR GRADUATING SENIORS

No Graduating Class

Average ACT/SAT

No Graduating Class

ACT/SAT Participation Rate

No Graduating Class

% Took at Least 1 AP

No Graduating Class

% Scored 3 or Above on at Least 1 AP

QUESTION 4 ARE OUR ALUMNI CLIMBING THE MOUNTAIN TO AND THROUGH COLLEGE?

94%

High School Graduation Rate

71%

College Matriculation Rate

Figures are for students who completed the 8th grade at a KIPP middle school 5+ years ago and/or graduated from a KIPP high school.

QUESTION 5 ARE WE BUILDING A SUSTAINABLE PEOPLE MODEL?

78%

Teachers Retained within KIPP
(76% Retained in Their Position)

83

Number of Teachers

2015-16 was the transition year for TNReady and Tennessee suspended testing in grades 3-8. Per Pupil Funding for KIPP Nashville for fiscal year 2017 is \$9,252.