

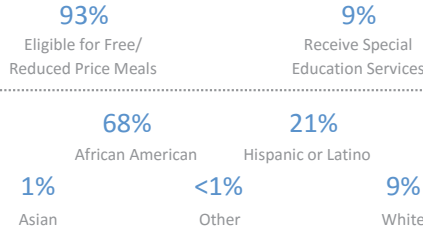
KIPP Kansas City

KANSAS CITY, MO • Executive Director: Alicia Herald (Interim) • 2 Schools • Grades Served: K-8 • Total Enrollment: 423 • Est. 2007

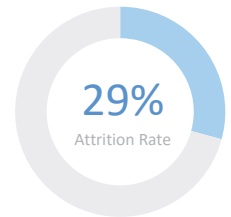
School Name: Year Est., Grades Served, School Leader

KIPP Endeavor Academy: 2007, 5-8, Jana Cooper
KIPP Endeavor Elementary: 2016, K-4, Jana Cooper

QUESTION 1 ARE WE **SERVING** THE CHILDREN WHO NEED US?



QUESTION 2 ARE OUR **STUDENTS** STAYING WITH US?



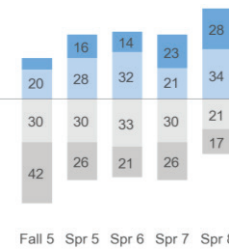
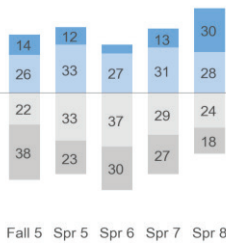
QUESTION 3 ARE OUR **STUDENTS** PROGRESSING AND **ACHIEVING** ACADEMICALLY?

ARE WE MAKING ENOUGH GROWTH TO REACH GRADE AND COLLEGE-READY LEVELS?

Reading

Measures of Academic Progress (MAP) 2015-16

Math

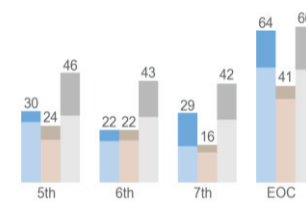
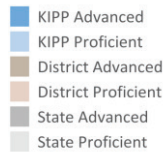
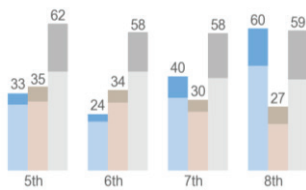


HOW ARE WE PERFORMING RELATIVE TO OUR LOCAL COMMUNITY?

Reading

Missouri Assessment Program (MAP) Results 2015-16

Math



KIPP HIGH SCHOOL RESULTS FOR GRADUATING SENIORS

No KIPP HS

Average ACT/SAT

No KIPP HS

ACT/SAT Participation Rate

No KIPP HS

% Took at Least 1 AP

No KIPP HS

% Scored 3 or Above on at Least 1 AP

QUESTION 4 ARE OUR **ALUMNI** CLIMBING THE MOUNTAIN **TO AND THROUGH** COLLEGE?

81%

High School Graduation Rate

66%

College Matriculation Rate

Figures are for students who completed the 8th grade at a KIPP middle school 5+ years ago and/or graduated from a KIPP high school.

QUESTION 5 ARE WE **BUILDING** A **SUSTAINABLE** PEOPLE MODEL?

85%

Teachers Retained within KIPP
(58% Retained in Their Position)

35

Number of Teachers