

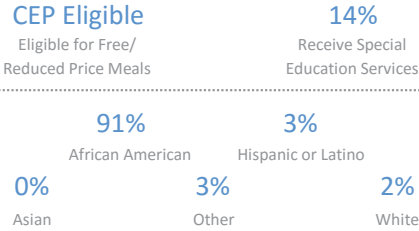
KIPP Indianapolis

INDIANAPOLIS, IN • Executive Director: Emily Pelino • 2 Schools • Grades Served: K-2, 6-8 • Total Enrollment: 609 • Est. 2004

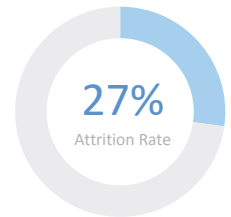
School Name: Year Est., Grades Served, School Leader

KIPP Indy College Prep Middle: 2004, 6-8, Nick Perry
KIPP Indy Unite Elementary: 2014, K-2, Ellen Reuter

QUESTION 1 ARE WE SERVING THE CHILDREN WHO NEED US?




QUESTION 2 ARE OUR STUDENTS STAYING WITH US?



QUESTION 3 ARE OUR STUDENTS PROGRESSING AND ACHIEVING ACADEMICALLY?

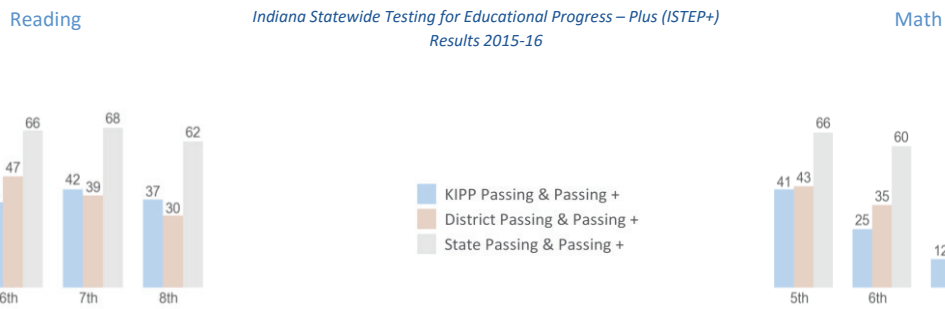
ARE WE MAKING ENOUGH GROWTH TO REACH GRADE AND COLLEGE-READY LEVELS?

Measures of Academic Progress (MAP) 2015-16



HOW ARE WE PERFORMING RELATIVE TO OUR LOCAL COMMUNITY?

Indiana Statewide Testing for Educational Progress – Plus (ISTEP+) Results 2015-16



KIPP HIGH SCHOOL RESULTS FOR GRADUATING SENIORS

No KIPP HS
Average ACT/SAT

No KIPP HS
ACT/SAT Participation Rate

No KIPP HS
% Took at Least 1 AP

No KIPP HS
% Scored 3 or Above on at Least 1 AP

QUESTION 4 ARE OUR ALUMNI CLIMBING THE MOUNTAIN TO AND THROUGH COLLEGE?

65%

High School Graduation Rate

40%

College Matriculation Rate

Figures are for students who completed the 8th grade at a KIPP middle school 5+ years ago and/or graduated from a KIPP high school.

QUESTION 5 ARE WE BUILDING A SUSTAINABLE PEOPLE MODEL?

76%

Teachers Retained within KIPP
(71% Retained in Their Position)

47

Number of Teachers