

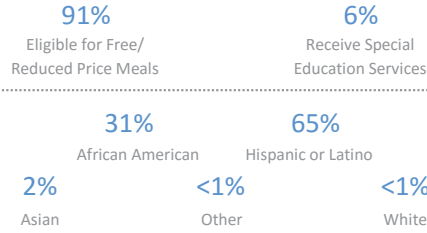
KIPP Houston Public Schools

HOUSTON, TX • Executive Director: Sehba Ali • 26 Schools • Grades Served: PreK3-12 • Total Enrollment: 13,780 • Est. 1995

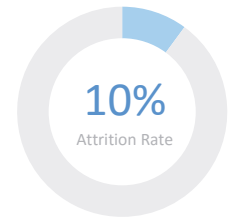
School Name: Year Est., Grades Served, School Leader

KIPP 3D Academy: 2001, 5-8, Alison Cumbley; **KIPP Academy:** 1995, 5-8, Andrew Rubin; **KIPP Academy West:** 2015, 5, Steve Khadam-Hir; **KIPP Climb Academy:** 2016, K, Lindsey Smith; **KIPP CONNECT Houston Middle School:** 2014, 5-7, Pegah Taylor; **KIPP CONNECT Houston Primary School:** 2014, PreK3-4, Adam Kutac; **KIPP Courage College Prep:** 2012, 5-8, Eric Schmidt; **KIPP Dream Prep:** 2006, PreK3-4, Haley Simonton-Bonilla; **KIPP Explore Academy:** 2009, PreK3-4, Amy Stabile; **KIPP Generations Collegiate:** 2011, 9-12, Nancy Flores; **KIPP Houston High School:** 2004, 9-12, Mohamad Maarouf; **KIPP Intrepid Preparatory School:** 2008, 5-8, Joy Taluyo; **KIPP Legacy Preparatory School:** 2010, PreK3-4, Monique Payton & Mallory Richardson; **KIPP Liberation College Prep:** 2006, 5-8, Tai Ingram; **KIPP Northeast College Preparatory:** 2013, 9-12, Gillian Quinn-Pineda; **KIPP PEACE Elementary School:** 2011, PreK3-4, Lisa Williams; **KIPP Polaris Academy for Boys:** 2007, 5-8, Aaronthomas Green; **KIPP Prime College Preparatory:** 2016, 5, Robbie Gill; **KIPP Sharpstown College Prep:** 2007, 5-8, Rebecca Easterby; **KIPP SHARP College Prep Lower School:** 2008, PreK3-4, Michelle Bennett; **KIPP SHINE Prep:** 2004, PreK3-4, Deb Shiffrine; **KIPP Spirit College Prep:** 2006, 5-8, Tiffany George Prados; **KIPP Sunnyside High School:** 2010, 9-12, Rian Wright; **KIPP Unity Primary:** 2015, K-1, Kaleena Rosenbauer; **KIPP Voyage Academy for Girls:** 2009, 5-8, Celeste Barretto; **KIPP ZENITH Academy:** 2009, PreK3-4, Cassandra Cotman

QUESTION 1 ARE WE SERVING THE CHILDREN WHO NEED US?



QUESTION 2 ARE OUR STUDENTS STAYING WITH US?



QUESTION 3 ARE OUR STUDENTS PROGRESSING AND ACHIEVING ACADEMICALLY?

ARE WE MAKING ENOUGH GROWTH TO REACH GRADE AND COLLEGE-READY LEVELS?

Reading

Measures of Academic Progress (MAP) 2015-16

Math



HOW ARE WE PERFORMING RELATIVE TO OUR LOCAL COMMUNITY?

State of Texas Assessments of Academic Readiness (STAAR) Results 2015-16

Reading

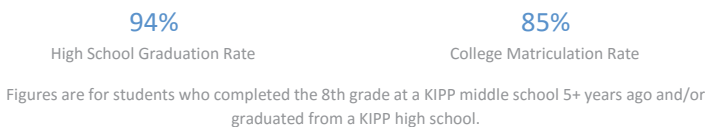
Math



KIPP HIGH SCHOOL RESULTS FOR GRADUATING SENIORS



QUESTION 4 ARE OUR ALUMNI CLIMBING THE MOUNTAIN TO AND THROUGH COLLEGE?



QUESTION 5 ARE WE BUILDING A SUSTAINABLE PEOPLE MODEL?



All school, district and state scores reflect a combination of tests taken in English and Spanish. According to the Texas Education Agency, the Spanish-language tests assess the same grade-level academic skills as the English-language tests. State test scores for the 5th and 8th grade include data from the first test administration only. Per Pupil Funding for KIPP Houston Public Schools for fiscal year 2017 is \$8,170.