

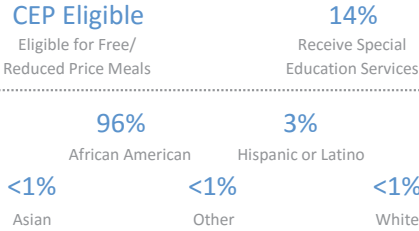
# KIPP DC

WASHINGTON, DC • Executive Director: Susan Schaeffler • 16 Schools • Grades Served: PreK3-12 • Total Enrollment: 5,789 • Est. 2001

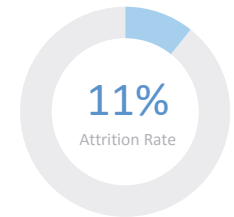
## School Name: Year Est., Grades Served, School Leader

KIPP DC AIM Academy: 2005, 5-8, Kimberly Neal  
 KIPP DC Arts & Technology Academy: 2014, PreK3-K, Allison Artis  
 KIPP DC College Preparatory: 2009, 9-12, Andhra Lutz  
 KIPP DC Connect Academy: 2013, PreK3-K, Donny Tientum  
 KIPP DC Discover Academy: 2009, PreK3-K, Philonda Johnson  
 KIPP DC Grow Academy: 2010, PreK3-K, Lauren Ellis  
 KIPP DC Heights Academy: 2011, 1-4, Gaelan Gallagher  
 KIPP DC KEY Academy: 2001, 5-8, David Ayala  
 KIPP DC Lead Academy: 2012, 1-4, Mekia Love  
 KIPP DC LEAP Academy: 2007, PreK3-PreK4, Abraham Clayman  
 KIPP DC Northeast Academy: 2014, 5-8, John Barnhardt  
 KIPP DC Promise Academy: 2009, K-4, Erin Huseby  
 KIPP DC Quest Academy: 2014, 1-4, John Petersen  
 KIPP DC Spring Academy: 2013, 1-4, Lindsey Hoy  
 KIPP DC Valor: 2015, 5-7, Gillian Conner  
 KIPP DC WILL Academy: 2006, 5-8, Tiffanie Williams

## QUESTION 1 ARE WE SERVING THE CHILDREN WHO NEED US?



## QUESTION 2 ARE OUR STUDENTS STAYING WITH US?



## QUESTION 3 ARE OUR STUDENTS PROGRESSING AND ACHIEVING ACADEMICALLY?

### ARE WE MAKING ENOUGH GROWTH TO REACH GRADE AND COLLEGE-READY LEVELS?

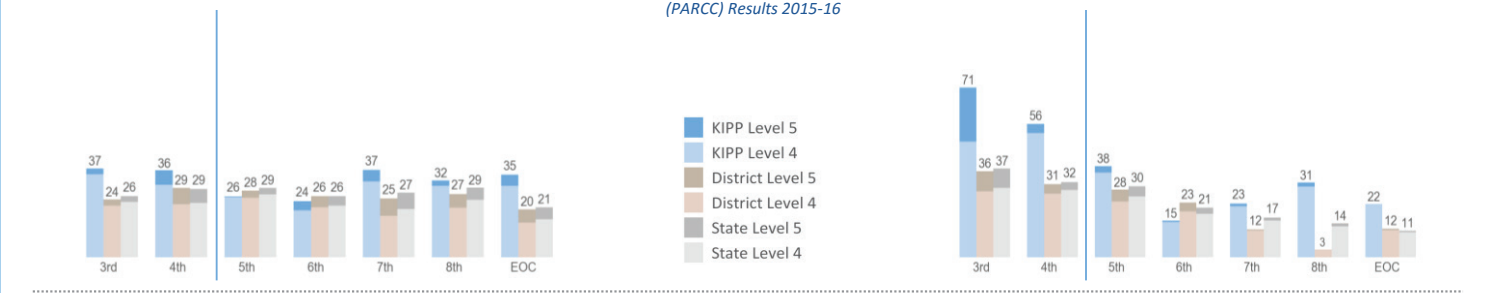
Measures of Academic Progress (MAP) 2015-16



### HOW ARE WE PERFORMING RELATIVE TO OUR LOCAL COMMUNITY?

Partnership for Assessment of Readiness for College and Careers (PARCC) Results 2015-16

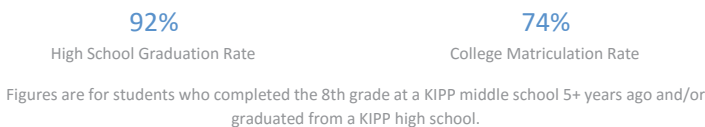
Reading Math



### KIPP HIGH SCHOOL RESULTS FOR GRADUATING SENIORS



## QUESTION 4 ARE OUR ALUMNI CLIMBING THE MOUNTAIN TO AND THROUGH COLLEGE?



## QUESTION 5 ARE WE BUILDING A SUSTAINABLE PEOPLE MODEL?

