

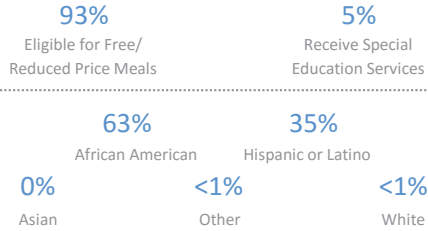
KIPP Dallas-Fort Worth

DALLAS, TX • Executive Director: Michael Horne • 5 Schools • Grades Served: PreK4-3, 5-8 • Total Enrollment: 2,004 • Est. 2003

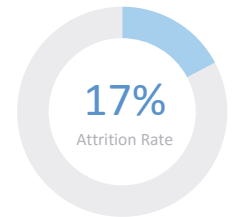
School Name: Year Est., Grades Served, School Leader

KIPP Destiny Elementary: 2013, PreK4-3, Catherine Gilleland
 KIPP Destiny Middle School: 2015, 6-7, Esmeralda Cardoso
 KIPP Pleasant Grove Primary: 2016, PreK4-1, Dexter Chaney
 KIPP TRUTH Academy: 2003, 5-8, Ellen Trebilcock
 KIPP Truth Elementary: 2015, PreK4-2, Katie Hill

QUESTION 1 ARE WE SERVING THE CHILDREN WHO NEED US?



QUESTION 2 ARE OUR STUDENTS STAYING WITH US?



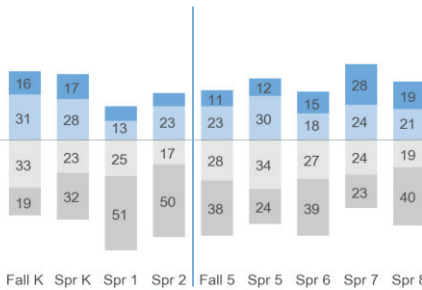
QUESTION 3 ARE OUR STUDENTS PROGRESSING AND ACHIEVING ACADEMICALLY?

ARE WE MAKING ENOUGH GROWTH TO REACH GRADE AND COLLEGE-READY LEVELS?

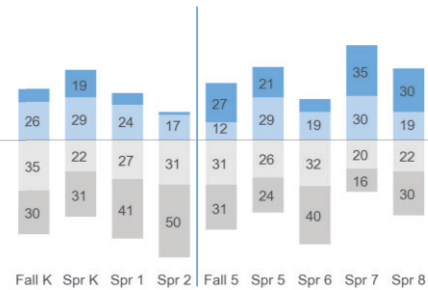
Reading

Measures of Academic Progress (MAP) 2015-16

Math



Top Quartile
Third Quartile
Second Quartile
Bottom Quartile

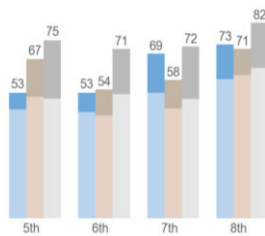


HOW ARE WE PERFORMING RELATIVE TO OUR LOCAL COMMUNITY?

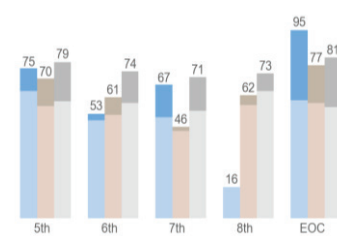
State of Texas Assessments of Academic Readiness (STAAR) Results 2015-16

Reading

Math



KIPP Advanced Performance
KIPP Met Recommended Standard
District Advanced Performance
District Met Recommended Standard
State Advanced Performance
State Met Recommended Standard



KIPP HIGH SCHOOL RESULTS FOR GRADUATING SENIORS

No KIPP HS
Average ACT/SAT

No KIPP HS
ACT/SAT Participation Rate

No KIPP HS
% Took at Least 1 AP

No KIPP HS
% Scored 3 or Above on at Least 1 AP

QUESTION 4 ARE OUR ALUMNI CLIMBING THE MOUNTAIN TO AND THROUGH COLLEGE?

94%

High School Graduation Rate

79%

College Matriculation Rate

Figures are for students who completed the 8th grade at a KIPP middle school 5+ years ago and/or graduated from a KIPP high school.

QUESTION 5 ARE WE BUILDING A SUSTAINABLE PEOPLE MODEL?

70%

Teachers Retained within KIPP
(64% Retained in Their Position)

105

Number of Teachers

All school, district and state scores reflect a combination of tests taken in English and Spanish. According to the Texas Education Agency, the Spanish-language tests assess the same grade-level academic skills as the English-language tests. State test scores for the 5th and 8th grade include data from the first test administration only. Per Pupil Funding for KIPP Dallas-Fort Worth for fiscal year 2017 is \$7,825.