

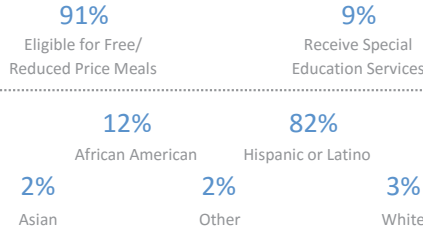
KIPP Colorado Schools

DENVER, CO • Executive Director: Kimberlee Sia • 5 Schools • Grades Served: K-2, 5-12 • Total Enrollment: 1,813 • Est. 2002

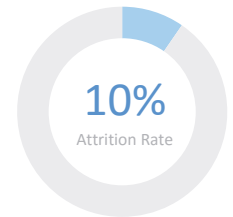
School Name: Year Est., Grades Served, School Leader

KIPP Denver Collegiate High School: 2009, 9-12, Anna Mendez-Hickman
 KIPP Montbello College Prep: 2011, 5-8, Danielle D'Ascenzo
 KIPP Montbello Elementary: 2015, K-2, Lindsey Lorehn
 KIPP Northeast Denver Leadership Academy: 2015, 9-10, Grant Erwin
 KIPP Sunshine Peak Academy: 2002, 5-8, Kristie Servis

QUESTION 1 ARE WE SERVING THE CHILDREN WHO NEED US?



QUESTION 2 ARE OUR STUDENTS STAYING WITH US?



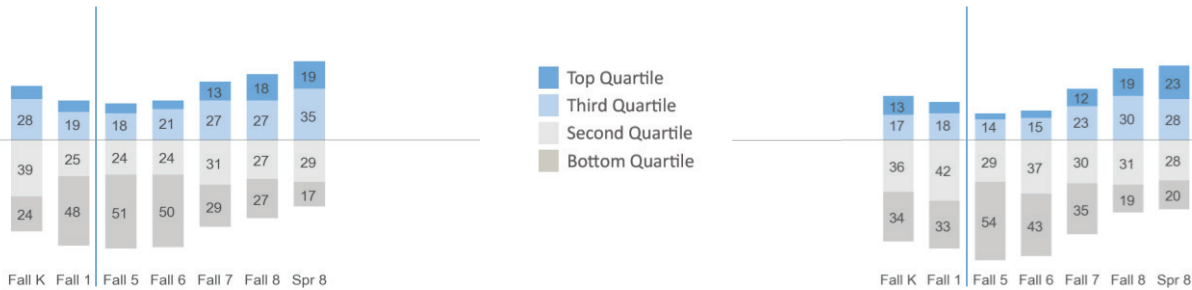
QUESTION 3 ARE OUR STUDENTS PROGRESSING AND ACHIEVING ACADEMICALLY?

ARE WE MAKING ENOUGH GROWTH TO REACH GRADE AND COLLEGE-READY LEVELS?

Reading

Measures of Academic Progress (MAP) 2015-16

Math

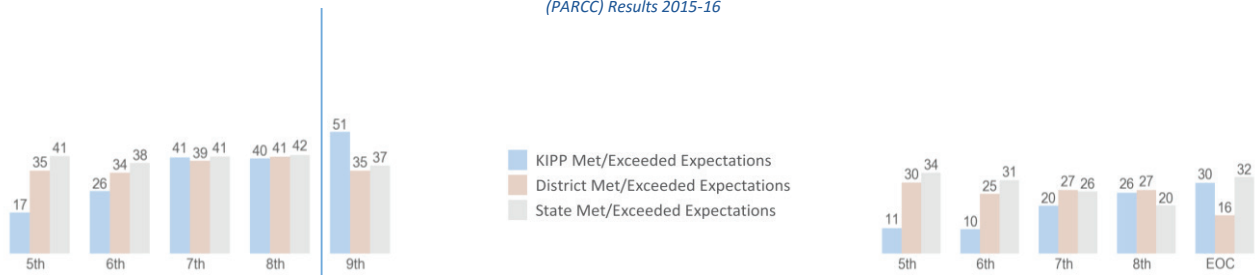


HOW ARE WE PERFORMING RELATIVE TO OUR LOCAL COMMUNITY?


Reading

Partnership for Assessment of Readiness for College and Careers (PARCC) Results 2015-16

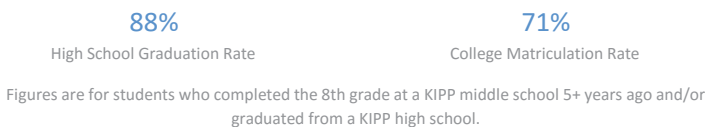
Math



KIPP HIGH SCHOOL RESULTS FOR GRADUATING SENIORS



QUESTION 4 ARE OUR ALUMNI CLIMBING THE MOUNTAIN TO AND THROUGH COLLEGE?



QUESTION 5 ARE WE BUILDING A SUSTAINABLE PEOPLE MODEL?



Per Pupil Funding for KIPP Colorado Schools for fiscal year 2017 is \$8,929.