

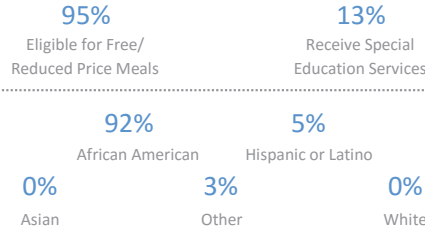
# KIPP Chicago

CHICAGO, IL • Executive Director: April Goble • 6 Schools • Grades Served: K-8 • Total Enrollment: 1,698 • Est. 2003

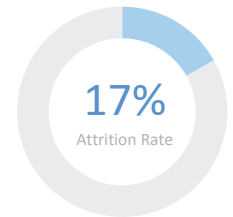
School Name: Year Est., Grades Served, School Leader

KIPP Ascend Middle School: 2003, 6-8, Lauren Henley  
 KIPP Ascend Primary School: 2010, K-5, Jacob Boesch  
 KIPP Bloom College Prep: 2013, 5-8, Ellen Sale  
 KIPP Create College Prep: 2012, 5-8, William Warden  
 KIPP One Academy: 2016, 5, Kenneth Lee  
 KIPP One Primary: 2016, K, Rashid Bell

## QUESTION 1 ARE WE SERVING THE CHILDREN WHO NEED US?



## QUESTION 2 ARE OUR STUDENTS STAYING WITH US?



## QUESTION 3 ARE OUR STUDENTS PROGRESSING AND ACHIEVING ACADEMICALLY?

### ARE WE MAKING ENOUGH GROWTH TO REACH GRADE AND COLLEGE-READY LEVELS?


Measures of Academic Progress (MAP) 2015-16



### HOW ARE WE PERFORMING RELATIVE TO OUR LOCAL COMMUNITY?

Partnership for Assessment of Readiness for College and Careers (PARCC) Results 2015-16

Reading | Math



### KIPP HIGH SCHOOL RESULTS FOR GRADUATING SENIORS

No KIPP HS

Average No KIPP HS

No KIPP HS

No KIPP HS Participation Rate

No KIPP HS

% Took at Least 1 AP

No KIPP HS

% Scored 3 or Above on at Least 1 AP

## QUESTION 4 ARE OUR ALUMNI CLIMBING THE MOUNTAIN TO AND THROUGH COLLEGE?

**91%**

High School Graduation Rate

**82%**

College Matriculation Rate

Figures are for students who completed the 8th grade at a KIPP middle school 5+ years ago and/or graduated from a KIPP high school.

## QUESTION 5 ARE WE BUILDING A SUSTAINABLE PEOPLE MODEL?

**78%**

Teachers Retained within KIPP  
(57% Retained in Their Position)

**103**

Number of Teachers