

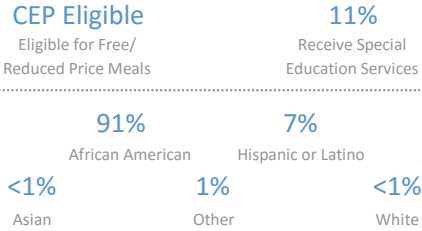
# KIPP Charlotte Public Schools

CHARLOTTE, NC • Executive Director: Tiffany Flowers • 2 Schools • Grades Served: K,4-8 • Total Enrollment: 549 • Est. 2007

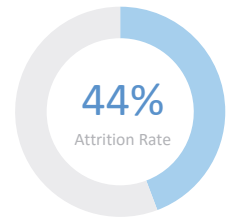
School Name: Year Est., Grades Served, School Leader

KIPP Academy Charlotte: 2007, 5-8, Tiffany Flowers  
KIPP Change Academy: 2016, K,4, Malcolm Brooks

## QUESTION 1 ARE WE SERVING THE CHILDREN WHO NEED US?



## QUESTION 2 ARE OUR STUDENTS STAYING WITH US?



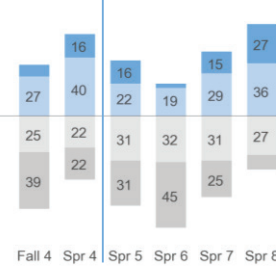
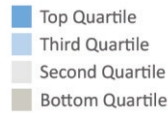
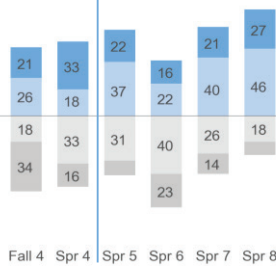
## QUESTION 3 ARE OUR STUDENTS PROGRESSING AND ACHIEVING ACADEMICALLY?

### ARE WE MAKING ENOUGH GROWTH TO REACH GRADE AND COLLEGE-READY LEVELS?

Reading

Measures of Academic Progress (MAP) 2015-16

Math

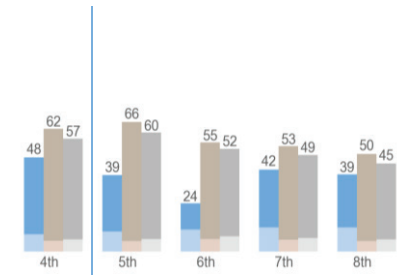
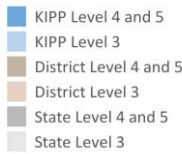
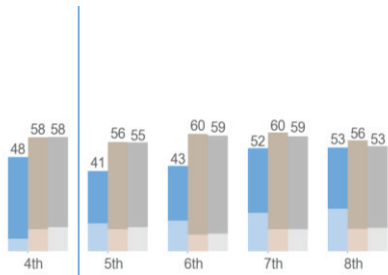


### HOW ARE WE PERFORMING RELATIVE TO OUR LOCAL COMMUNITY?

North Carolina End of Grade (EOG)

Reading

Math



### KIPP HIGH SCHOOL RESULTS FOR GRADUATING SENIORS

No KIPP HS  
Average ACT/SAT

No KIPP HS  
ACT/SAT Participation Rate

No KIPP HS  
% Took at Least 1 AP

No KIPP HS  
% Scored 3 or Above on at Least 1 AP

## QUESTION 4 ARE OUR ALUMNI CLIMBING THE MOUNTAIN TO AND THROUGH COLLEGE?

**79%**

High School Graduation Rate

**62%**

College Matriculation Rate

Figures are for students who completed the 8th grade at a KIPP middle school 5+ years ago and/or graduated from a KIPP high school.

## QUESTION 5 ARE WE BUILDING A SUSTAINABLE PEOPLE MODEL?

**50%**

Teachers Retained within KIPP  
(50% Retained in Their Position)

**28**

Number of Teachers