

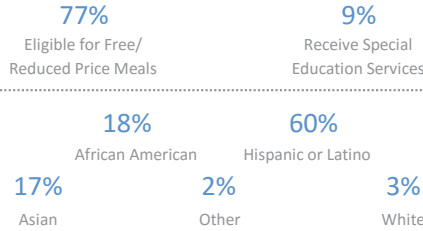
KIPP Bay Area Schools

OAKLAND, CA • Executive Director: Beth Sutkus Thompson • 13 Schools • Grades Served: TK-12 • Total Enrollment: 4,655 • Est. 2002

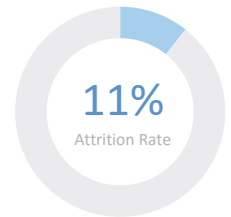
School Name: Year Est., Grades Served, School Leader

KIPP Bayview Academy: 2003, 5-8, Sherrye Hubbard
 KIPP Bridge Academy (5-8): 2002, 5-8, Lolita Jackson
 KIPP Bridge Academy (TK-4): 2016, TK-4, Lolita Jackson
 KIPP Excelencia Community Prep (5-8): 2016, 5, Kyle Shaffer
 KIPP Excelencia Community Prep (TK-4): 2015, TK-4, Kyle Shaffer
 KIPP Heartwood Academy: 2004, 5-8, Susana Mena
 KIPP Heritage Academy: 2014, 5-7, Amy Tran
 KIPP King Collegiate High School: 2007, 9-12, Kelly Lara
 KIPP Prize Preparatory Academy: 2014, 5-7, Autumn Zangrilli
 KIPP San Francisco Bay Academy: 2003, 5-8, Ellen Bray
 KIPP San Francisco College Preparatory: 2013, 9-12, Caroline Gifford
 KIPP San Jose Collegiate: 2008, 9-12, Tom Ryan
 KIPP Summit Academy: 2003, 5-8, Salomé Portugal

QUESTION 1 ARE WE SERVING THE CHILDREN WHO NEED US?



QUESTION 2 ARE OUR STUDENTS STAYING WITH US?



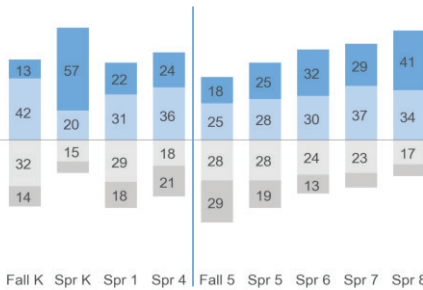
QUESTION 3 ARE OUR STUDENTS PROGRESSING AND ACHIEVING ACADEMICALLY?

ARE WE MAKING ENOUGH GROWTH TO REACH GRADE AND COLLEGE-READY LEVELS?

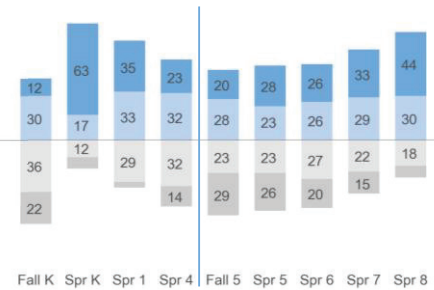
Reading

Measures of Academic Progress (MAP) 2015-16

Math



Top Quartile
Third Quartile
Second Quartile
Bottom Quartile

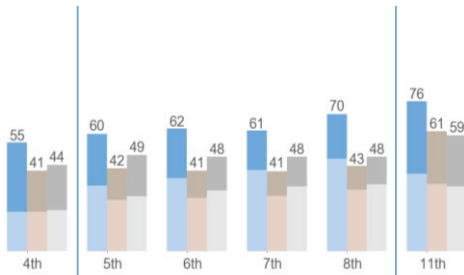


HOW ARE WE PERFORMING RELATIVE TO OUR LOCAL COMMUNITY?

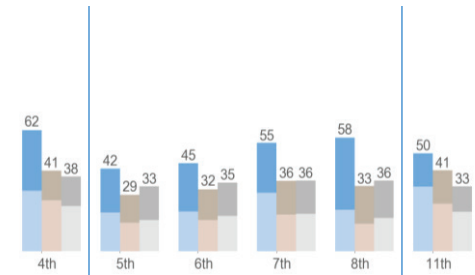
Reading

Smarter Balanced Assessment Consortium (SBAC) Results 2015-16

Math



KIPP Level 4
KIPP Level 3
District Level 4
District Level 3
State Level 4
State Level 3



KIPP HIGH SCHOOL RESULTS FOR GRADUATING SENIORS

21
Average ACT

97%
ACT Participation Rate

90%
Took at Least 1 AP

73%
Scored 3 or Above on at Least 1 AP

QUESTION 4 ARE OUR ALUMNI CLIMBING THE MOUNTAIN TO AND THROUGH COLLEGE?

95%

High School Graduation Rate

85%

College Matriculation Rate

Figures are for students who completed the 8th grade at a KIPP middle school 5+ years ago and/or graduated from a KIPP high school.

QUESTION 5 ARE WE BUILDING A SUSTAINABLE PEOPLE MODEL?

62%

Teachers Retained within KIPP
(54% Retained in Their Position)

263

Number of Teachers