

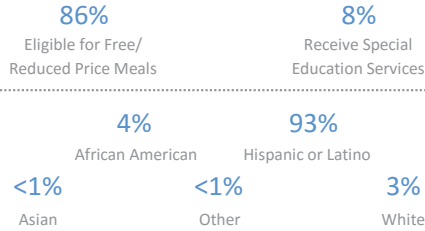
# KIPP Austin Public Schools

AUSTIN, TX • Executive Director: Steven Epstein • 10 Schools • Grades Served: K-12 • Total Enrollment: 5,012 • Est. 2002

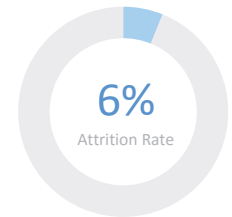
## School Name: Year Est., Grades Served, School Leader

KIPP Austin Academy of Arts & Letters: 2009, 5-8, Jamie Heilingoetter  
 KIPP Austin Beacon Prep: 2012, 5-8, Katie Hayes & Kristina Michaels  
 KIPP Austin Brave High School: 2016, 9, Stephanie Burns  
 KIPP Austin College Prep: 2002, 5-8, Katie Shapiro  
 KIPP Austin Collegiate: 2008, 9-12, Jamie Pasto  
 KIPP Austin Comunidad: 2010, K-4, Justin Scott  
 KIPP Austin Connections Elementary: 2011, K-4, Libby Reiter  
 KIPP Austin Leadership Elementary: 2013, K-4, Nicole Seltman  
 KIPP Austin Obras: 2013, K-4, Matthew Frank  
 KIPP Austin Vista Middle School: 2012, 5-8, Breanne Diaz

## QUESTION 1 ARE WE SERVING THE CHILDREN WHO NEED US?



## QUESTION 2 ARE OUR STUDENTS STAYING WITH US?



## QUESTION 3 ARE OUR STUDENTS PROGRESSING AND ACHIEVING ACADEMICALLY?

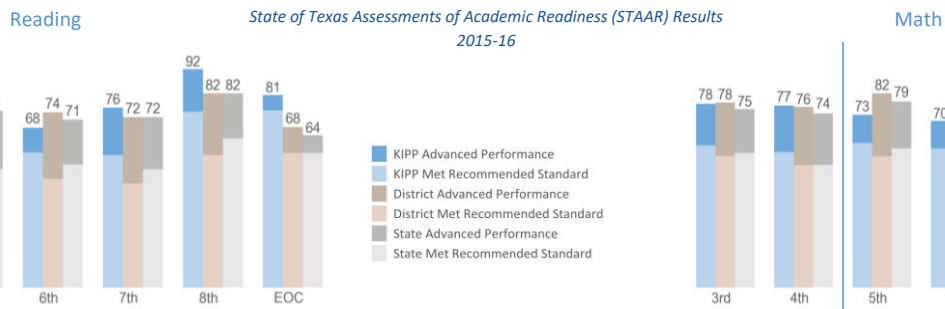
### ARE WE MAKING ENOUGH GROWTH TO REACH GRADE AND COLLEGE-READY LEVELS?

Measures of Academic Progress (MAP) 2015-16



### HOW ARE WE PERFORMING RELATIVE TO OUR LOCAL COMMUNITY?

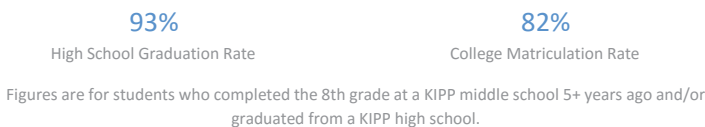
State of Texas Assessments of Academic Readiness (STAAR) Results 2015-16



### KIPP HIGH SCHOOL RESULTS FOR GRADUATING SENIORS



## QUESTION 4 ARE OUR ALUMNI CLIMBING THE MOUNTAIN TO AND THROUGH COLLEGE?



## QUESTION 5 ARE WE BUILDING A SUSTAINABLE PEOPLE MODEL?



All school, district and state scores reflect a combination of tests taken in English and Spanish. According to the Texas Education Agency, the Spanish-language tests assess the same grade-level academic skills as the English-language tests. State test scores for the 5th and 8th grade include data from the first test administration only. Per Pupil Funding for KIPP Austin Public Schools for fiscal year 2017 is \$9,146.